



Pink Book Level -Home Reading

Phonics book bags must be brought to school daily so that books can be changed. Pink level is about building confidence and fluency when reading. You can help with this by practising reading the red and green words in the book in and out of order as well as reading the whole story. Thank you for your support.








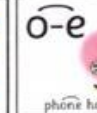
















<p>Red Words Ask children to practice reading the words under the lines, draw the letters and to read each word slowly and quickly.</p> <table border="1"> <tr><td>of</td><td>we</td><td>to</td><td>was</td></tr> <tr><td>she</td><td>some</td><td>the</td><td>he</td></tr> <tr><td>want</td><td>what</td><td>no</td><td>said</td></tr> <tr><td>call</td><td>go</td><td>all</td><td>be</td></tr> </table> <p>Red words have tricky letters in and must be learnt. These will help with reading fluently and quickly.</p>	of	we	to	was	she	some	the	he	want	what	no	said	call	go	all	be	<p>Speedy Green Words Ask children to practice reading the words above the lines, draw the letters and to read each word slowly and quickly.</p> <table border="1"> <tr><td>Mum</td><td>needed</td><td>lots</td><td>things</td></tr> <tr><td>from</td><td>shop</td><td>car</td><td>with</td></tr> <tr><td>went</td><td>far</td><td>away</td><td>long</td></tr> <tr><td>big</td><td>six</td><td>box</td><td>but</td></tr> </table> <p>Speedy green words for developing speed when reading the pink books.</p>	Mum	needed	lots	things	from	shop	car	with	went	far	away	long	big	six	box	but	 <p>Scruffy Ted Set 3 Story 1 ve ng nk tt ll ff ck</p> <p>Story by Gill Munton Illustrated by Tim Archibald Series developed by Ruth Makin</p> <p>Oxford</p> <p>Pink book for developing reading skills with words that contain the sounds they have learnt.</p>	 <p>A vet's week</p> <p>BOOK BAG BOOKS</p> <p>Story by Adrian Bradbury Illustrated by Richard Watson Series developed by Ruth Makin</p> <p>Oxford</p> <p>Book bag book for extra reading.</p>
of	we	to	was																																
she	some	the	he																																
want	what	no	said																																
call	go	all	be																																
Mum	needed	lots	things																																
from	shop	car	with																																
went	far	away	long																																
big	six	box	but																																

Your child should be able to read these words quickly after they have read the book for three days at school. These are the speedy green words.

Pink Story Book 1	from	well	such	rest	best
Pink Story Book 2	pet	smell	must	if	
Pink Story Book 3	sun	soft	hand	rock	
Pink Story Book 4	ask	cap	vest	sock	
Pink Story Book 5	along	drink	quick		
Pink Story Book 6	way	say	stay	day	yet
Pink Story Book 7	green	keep	when	three	just
Pink Story Book 8	night	right	might	play	feel
Pink Story Book 9	follow	street	last	snow	throw
Pink Story Book 10	grow	own	sleep	food	cool

ay  May I play?	ee  What can you see?	igh  Fly high	ow  Blow the snow
oo  Poo at the zoo	oo  Look at a book	ar  Start the car	or  Shut the door
air  That's not fair	ir  Whirl and twirl	ou  Shout it out	oy  Toy from a boy

Set 3 Sounds

ea  cup of tea	oi  spoil the boy	ie  scribble	au  Paul the astronaut	e-e  go Pet and Sift
a-e  make a cake	i-e  nice smile	o-e  phone home	u-e  huge brute	aw  yawn at dawn
are  care and share	ur  nurse with a purse	er  a better letter	ow  brown cow	ai  snail in the rain
oa  goat in a boat	ew  chew the stew	ire  fire, fire!	ear  hear with your ear	ure  sure it's pure
wh  which, which	ph  take a photo	kn  knock knock, who's there?	ue  come to the rescue!	

We have already been learning set 2 sounds and, once secure, we will move onto the first few set 3 sounds – such as ea, oi, followed by some 'chatty friends' a-e, i-e etc We call them chatty friends because they can't sit next to each other!

Please practise these with your child and do ask us for help or advice if needed.