

Ditty Group - Home Reading

If your child is in a ditty group they are in the early stages of learning to read. Your child is still becoming confident with set 1 sounds.

Children will be introduced to 'red' words. These are words they just have to learn, such as I and the. Practise the speed sounds at the top of the sheet, then look at the green words and the red words. You can ask your child to read you these words in and out of order. Then have a look at the sentences.

Ditty 16: jam

Speed Sounds - read the sounds that the letter names

sh ck et g ao i j m d x u
s p


Green Words - read these words by blending the sounds together

dish tuck sick get pot jam in pan am

Red Words - read these words but tell your child the word if they get stuck

I of

I get a pot of jam
I get a dish of jam
I get a pan of jam
I tuck in
I am sick



Remember not to read the Ditty to your child first. As your child reads the Ditty, be patient and give your child plenty of praise.

Ditty 19: can I?

Speed Sounds - read the sounds that the letter names

ch x c i a n s g t p e o b


Green Words - read these words by blending the sounds together

can get box pop
chip chips choc chocs

Red Words - read these words but tell your child the word if they get stuck

I no of

can I get chips?
no
can I get pop?
no
can I get a box of chocs?
no



Ditty 21: a cat with a hat


Speed Sounds - read the sounds that the letter names

ll nk th l a c t i h p n d o w

Green Words - read these words by blending the sounds together

with doll pink hat pan lid cat top

a cat with a top hat
a pan with a lid
a doll with a pink hat



Ditties for early reading skills with words that contain the sounds they have learnt.

Speed Sounds Set 1

m m	a a	s s	d d	t t
i i	n n	p p	g g	o o
c c	k k	u u	b b	f f
e e	l l	h h	sh sh	r r
j j	v v	y y	w w	th th
z z	ch ch	qu qu	x x	ng nk

We will continue to review set 1 sounds and learn special friends such as ch, qu, sh, th, ng, nk.

Please practise these with your child.

Please look at the green and red words and practise reading these as well as looking at the story together.

Please do ask your child's class teacher if you are unsure what to do or would like some help. Mrs Willows is our reading leader if you'd like to speak to her.

Thank you for your support.